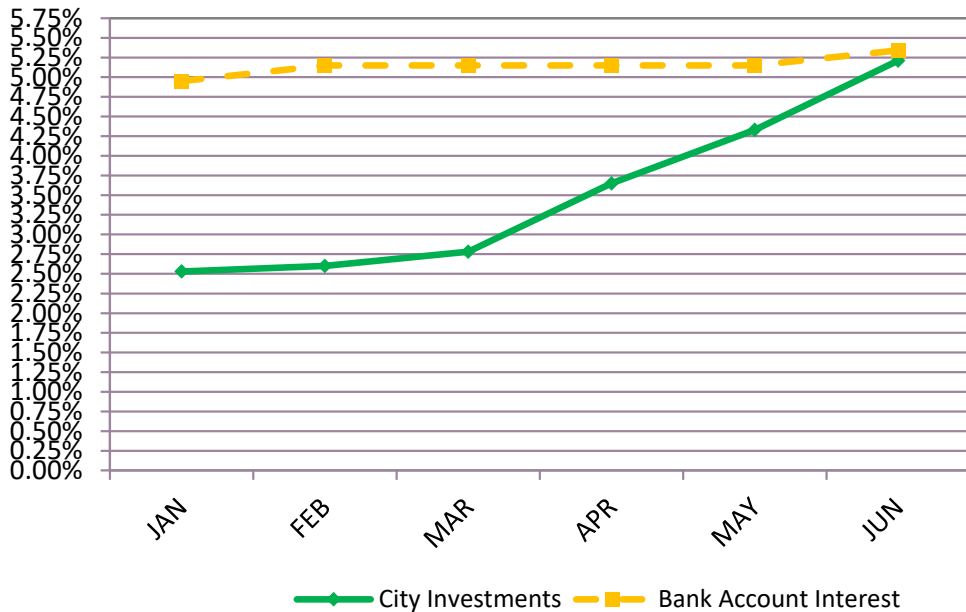


# Investment Report as of June 30, 2023

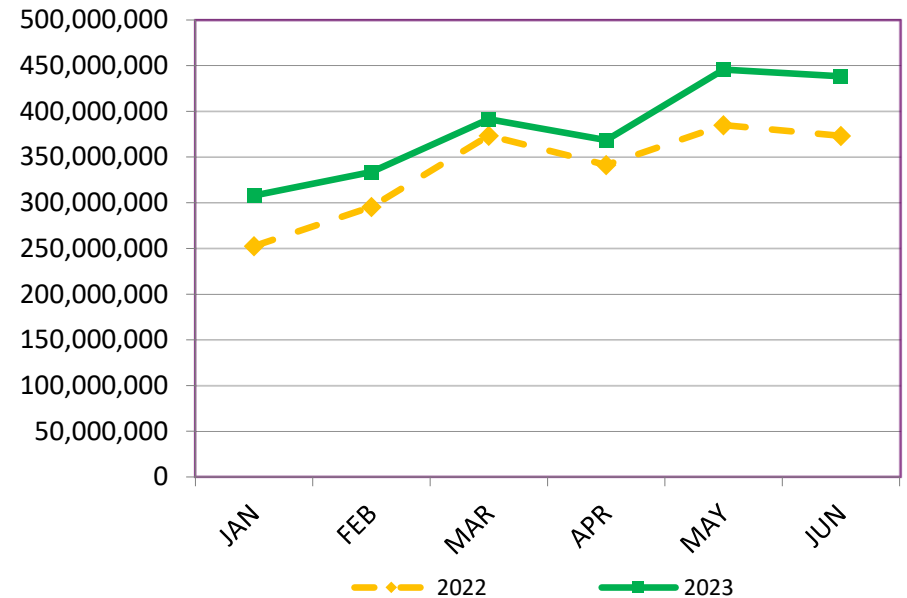
## Comparison of Short Term Yields January to June 2023



This graph compares the yields for:

- 1) City investments
- 2) Interest rate for City bank account with CIBC

## Average Short-Term Investment Balance\*



\* includes average balance in the overnight bank account

# Investment Report as of June 30, 2023

## Investment Balances

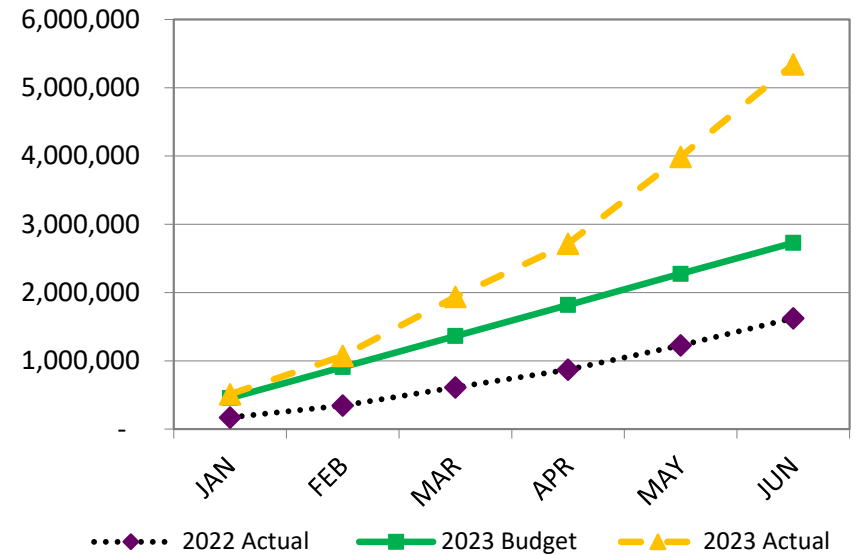
### Cash & Short Term Investments

As at June 30, 2023	INVESTMENT	PORTFOLIO	AVERAGE
TYPE	BALANCE	SHARE	YIELD
Government of Canada	0	0.0%	0.00%
Provinces	0	0.0%	0.00%
Municipal/Other	0	0.0%	0.00%
Schedule I Banks	295,693,478	84.9%	4.02%
Schedule II & III Banks	0	0.0%	0.00%
Credit Unions & Trust Co's	52,776,747	15.1%	5.33%
	<b>348,470,225</b>	<b>100%</b>	<b>4.22%</b>

### Long Term Investments

As at June 30, 2023	INVESTMENT	PORTFOLIO	AVERAGE
TYPE	BALANCE	SHARE	YIELD
Provinces	15,089,747	27.7%	2.31%
Schedule I Banks	33,576,534	61.5%	2.18%
Schedule II & III Banks	1,400,000	2.6%	1.45%
Credit Unions & Trust Co's	4,500,000	8%	2.00%
	<b>54,566,281</b>	<b>100%</b>	<b>2.18%</b>

## Operating Fund Accumulated Interest



**Average Interest Rate 2022 = 2.79%**

**Average Interest Rate 2023 = 3.99%**