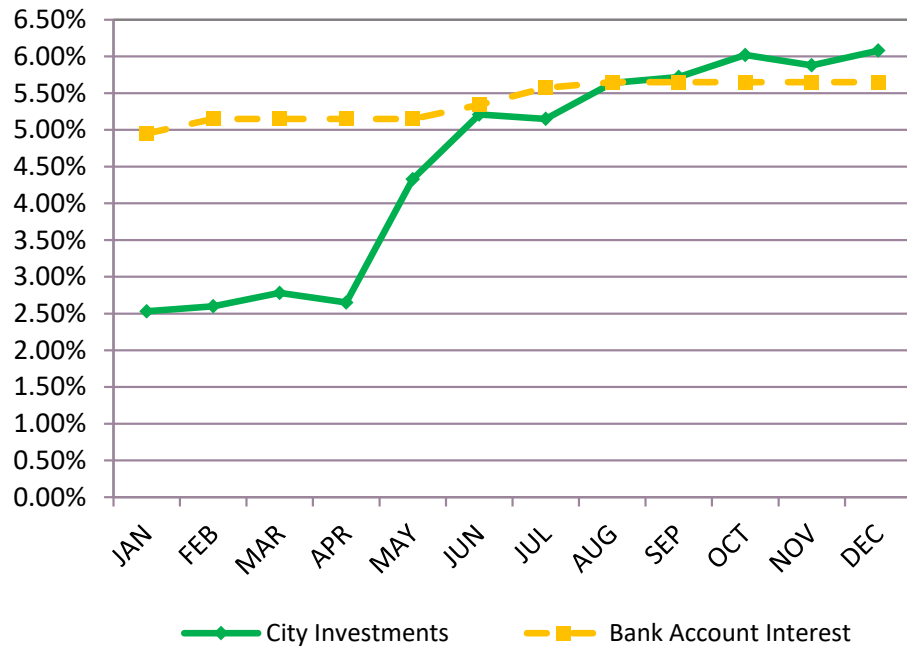


City of Kitchener Investment Report as at December, 2023

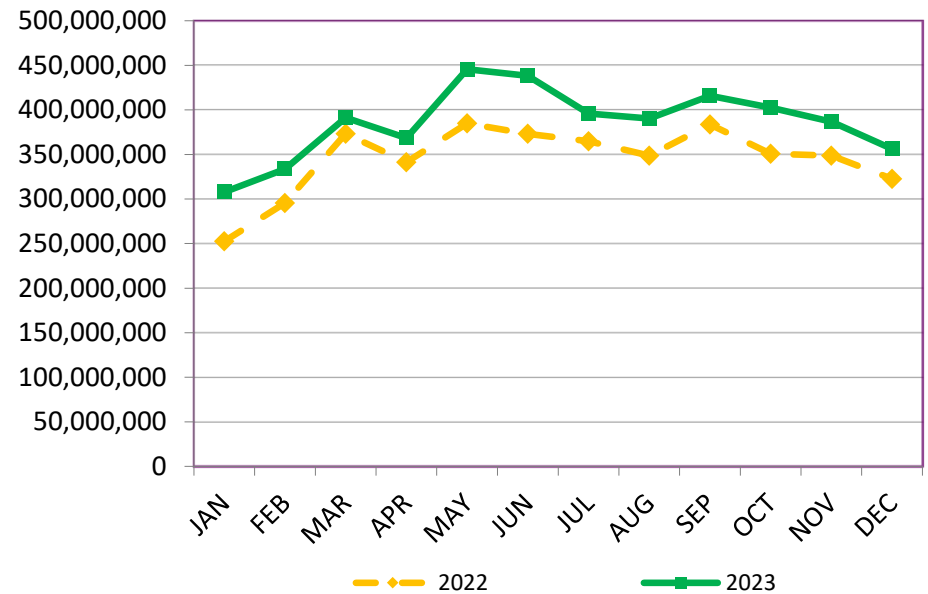
Comparison of Short-Term Yields January to December 2023



This graph compares the yields for:

- 1) City investments
- 2) Interest rate for City bank account with CIBC

Average Short-Term Investment Balance*



* includes average balance in the overnight bank account

City of Kitchener Investment Report as at December 31, 2023

Investment Balances

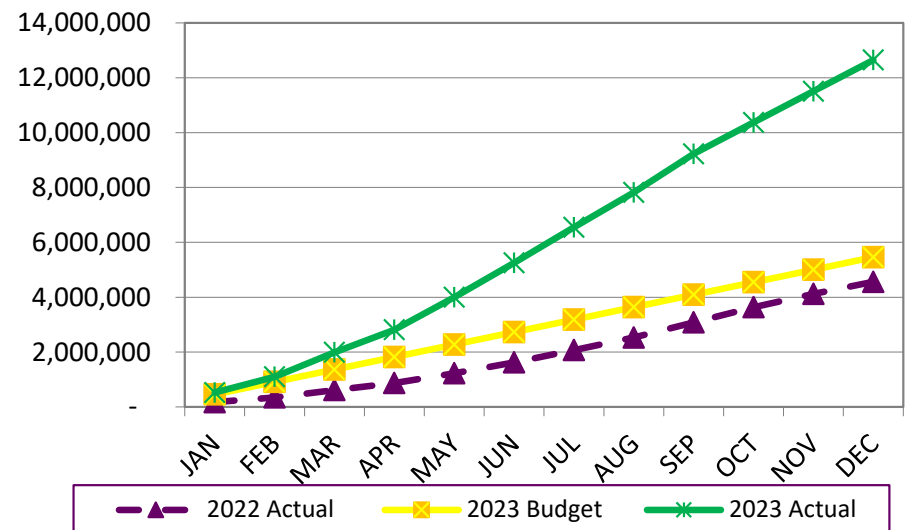
Cash & Short-Term Investments

As at December 31, 2023	INVESTMENT	PORTFOLIO	AVERAGE
TYPE	BALANCE	SHARE	YIELD
Government of Canada	0	0.0%	0.00%
Provinces	0	0.0%	0.00%
Municipal/Other	0	0.0%	0.00%
Schedule I Banks	352,421,889	89.5%	5.80%
Schedule II & III Banks	0	0.0%	0.00%
Credit Unions & Trust Co's	41,332,670	10.5%	6.35%
	393,754,559	100%	5.86%

Long-Term Investments

As at December 31, 2023	INVESTMENT	PORTFOLIO	AVERAGE
TYPE	BALANCE	SHARE	YIELD
Provinces	11,806,239	21.8%	2.05%
Top 5 Schedule I Banks	28,967,150	53.6%	1.83%
Other Sched I, II & III Banks, Loans & Trust Co's, CUs	9,813,887	18.2%	1.89%
Municipal Government	3,456,873	6%	3.20%
	54,044,149	100%	1.98%

Operating Fund Accumulated Interest



Average Interest Rate 2022 = 2.58%

Average Interest Rate 2023 = 4.55%