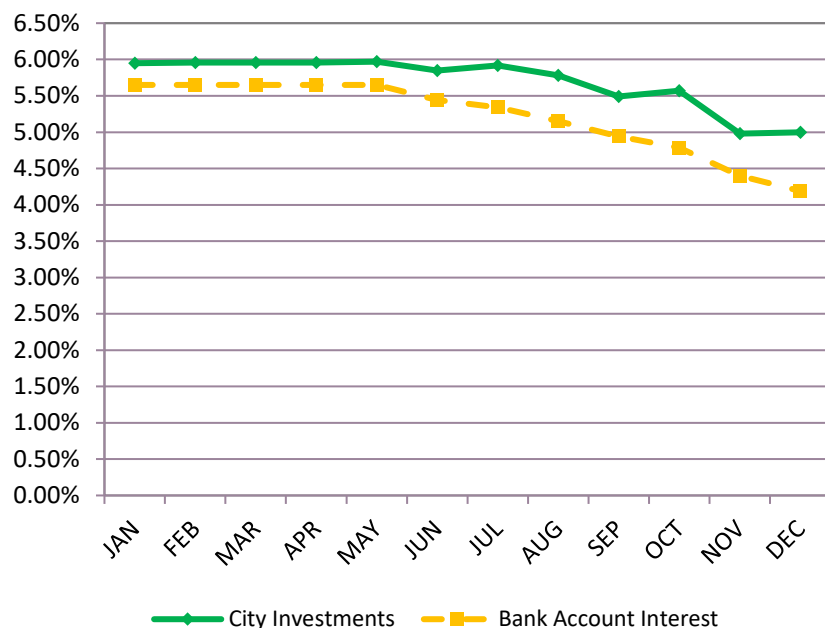


City of Kitchener Investment Report as at December 31, 2024

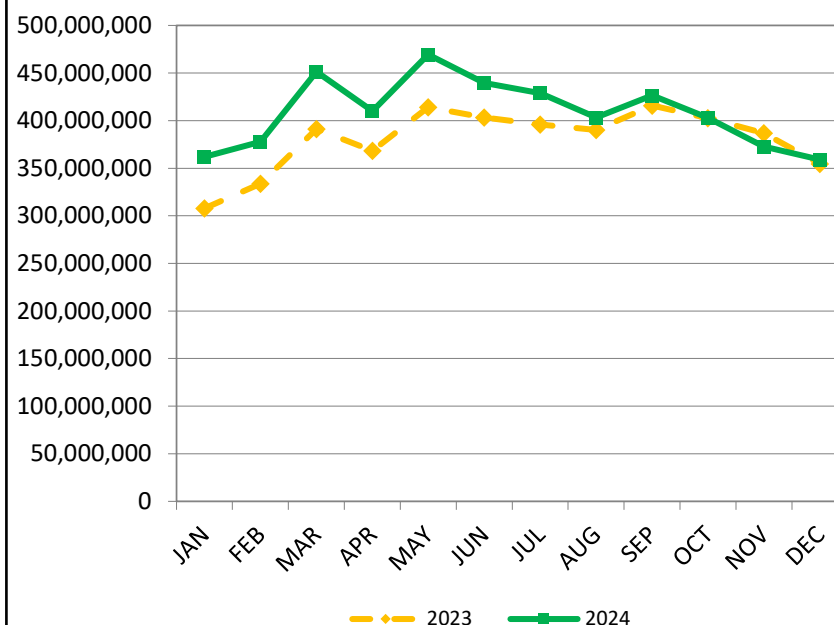
Comparison of Short-Term Yields January to December 2024



This graph compares the yields for:

- 1) City investments
- 2) Interest rate for City bank account with CIBC

Average Short-Term Investment Balance*



* includes average balance in the overnight bank account

City of Kitchener Investment Report

as at December 31, 2024

Investment Balances

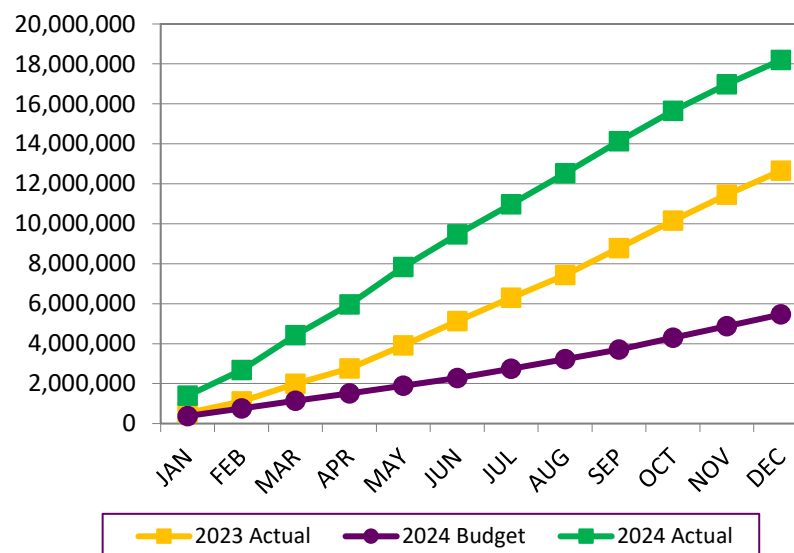
Cash & Short-Term Investments

As at December 31, 2024	INVESTMENT	PORTFOLIO	AVERAGE
TYPE	BALANCE	SHARE	YIELD
Government of Canada	0	0.0%	0.00%
Provinces	0	0.0%	0.00%
Municipal/Other	0	0.0%	0.00%
Schedule I Banks	294,196,424	92.6%	4.76%
Schedule II & III Banks	0	0.0%	0.00%
Credit Unions & Trust Co's	23,371,152	7.4%	5.55%
	317,567,576	100%	4.81%

Long-Term Investments

As at December 31, 2024	INVESTMENT	PORTFOLIO	AVERAGE
TYPE	BALANCE	SHARE	YIELD
Provinces	12,012,891	15.9%	2.05%
Top 5 Schedule I Banks	50,487,529	67.0%	2.71%
Other Sched I, II & III Banks, Loans & Trust Co's, CUs	9,563,887	12.7%	3.10%
Municipal Government	3,298,031	4.4%	3.14%
	75,362,338	100%	2.67%

Operating Fund Accumulated Interest



Average Interest Rate 2024 = 5.52%

Average Interest Rate 2023 = 4.85%