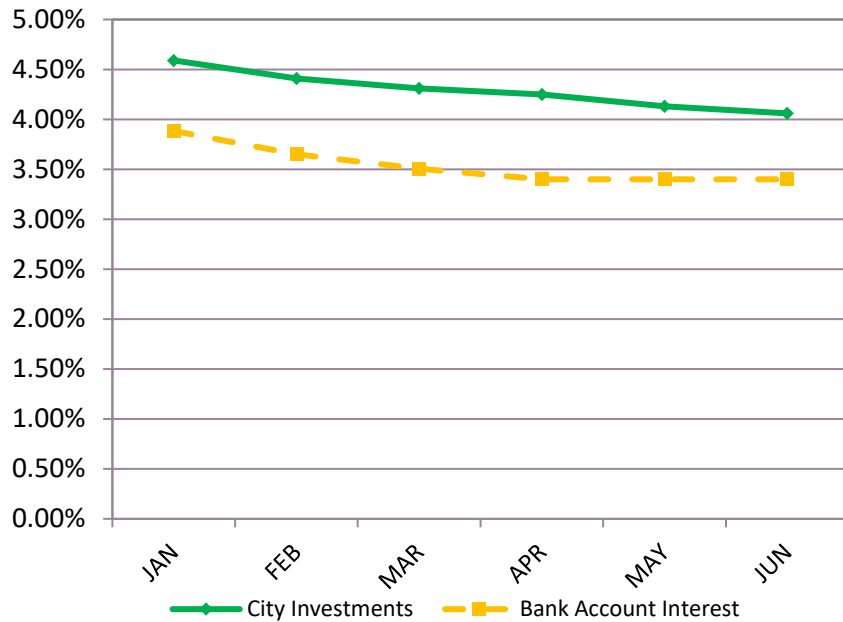


City of Kitchener Investment Report as at June 30, 2025

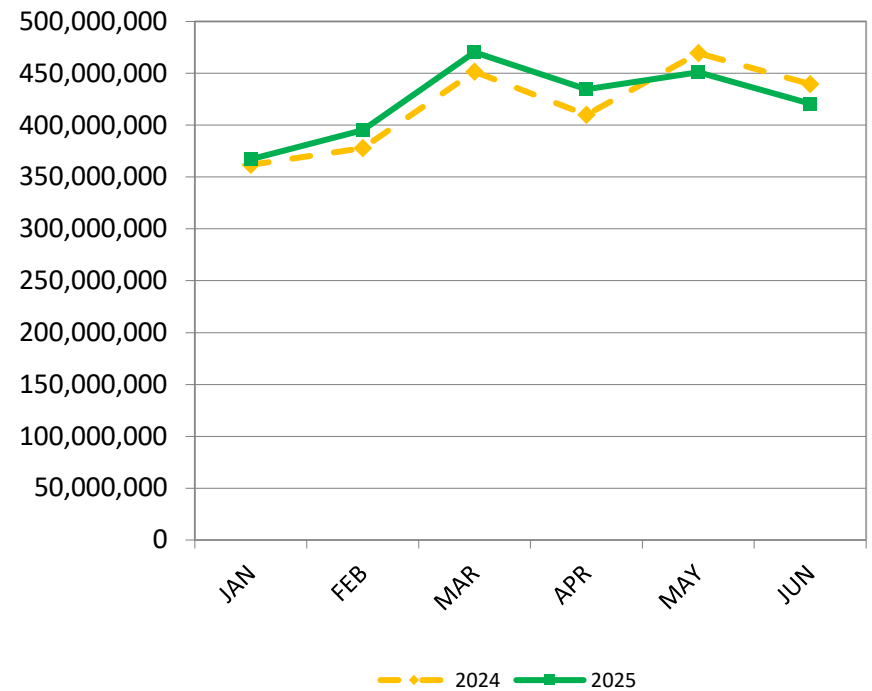
Comparison of Short-Term Yields January to June 2025



This graph compares the yields for:

- 1) City investments
- 2) Interest rate for City bank account with CIBC

Average Short-Term Investment Balance*



* includes average balance in the overnight bank account

City of Kitchener Investment Report

as at June 30, 2025

Investment Balances

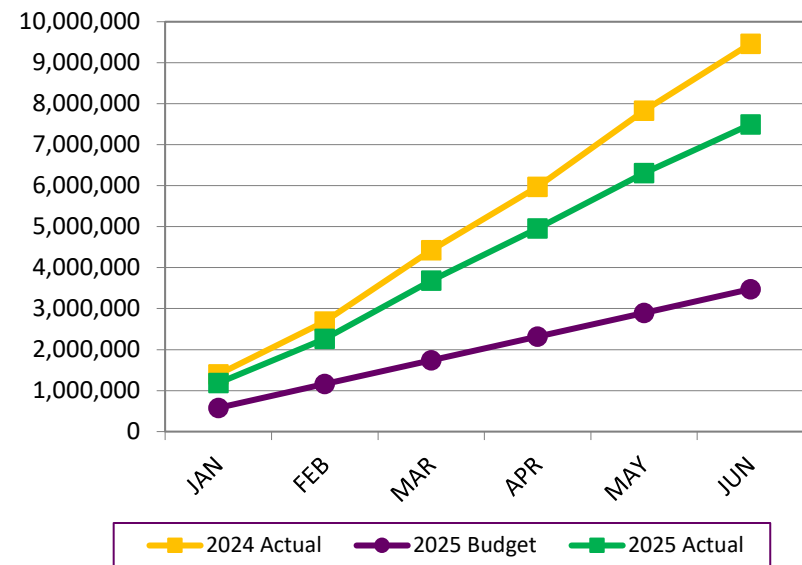
Cash & Short-Term Investments

As at June 30, 2025	INVESTMENT PORTFOLIO AVERAGE		
TYPE	BALANCE	SHARE	YIELD
Government of Canada	0	0.0%	0.00%
Provinces	0	0.0%	0.00%
Municipal/Other	0	0.0%	0.00%
Schedule I Banks	377,054,340	91.9%	3.71%
Schedule II & III Banks	0	0.0%	0.00%
Credit Unions & Trust Co's	33,371,152	8.1%	4.60%
	410,425,492	100%	3.78%

Long-Term Investments

As at June 30, 2025	INVESTMENT PORTFOLIO AVERAGE		
TYPE	BALANCE	SHARE	YIELD
Provinces	12,075,931	14.7%	2.40%
Top 5 Schedule I Banks	56,763,529	69.1%	2.63%
Other Sched I, II & III Banks,			
Loans & Trust Co's, CUs	10,063,887	12.2%	3.41%
Municipal Government	3,298,031	4.0%	3.14%
	82,201,378	100%	2.71%

Operating Fund Accumulated Interest



Average Interest Rate 2025 = 4.29%

Average Interest Rate 2024 = 5.84%