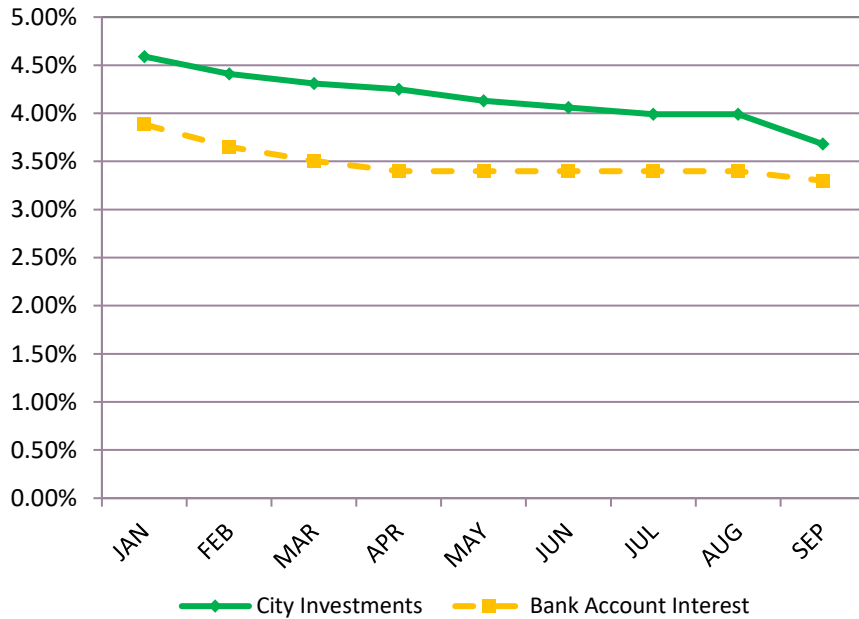


City of Kitchener Investment Report as at September 30, 2025

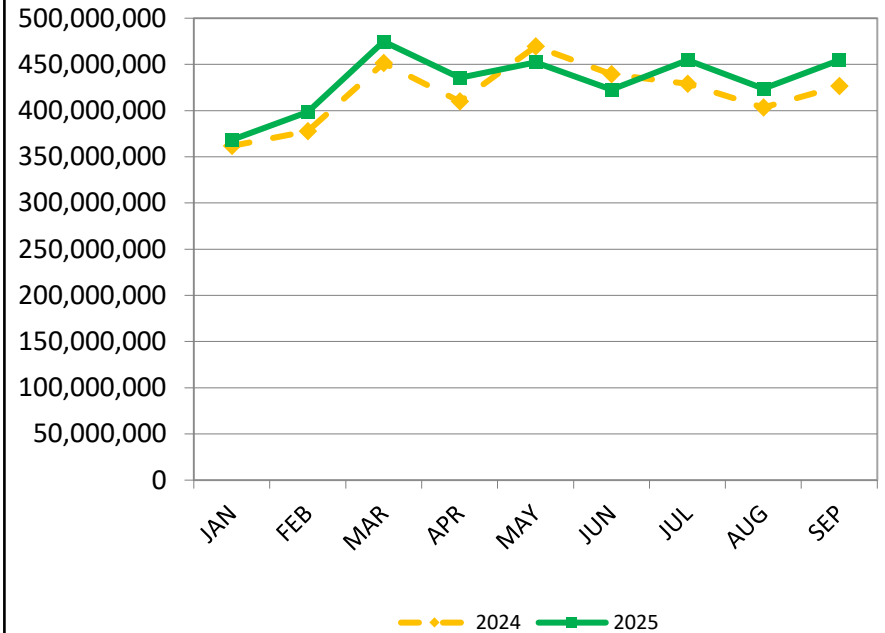
Comparison of Short-Term Yields January to September 2025



This graph compares the yields for:

- 1) City investments
- 2) Interest rate for City bank account with CIBC

Average Short-Term Investment Balance*



* includes average balance in the overnight bank account

City of Kitchener Investment Report as at September 30, 2025

Investment Balances

Cash & Short-Term Investments

As at September 30, 2025 INVESTMENT PORTFOLIO AVERAGE

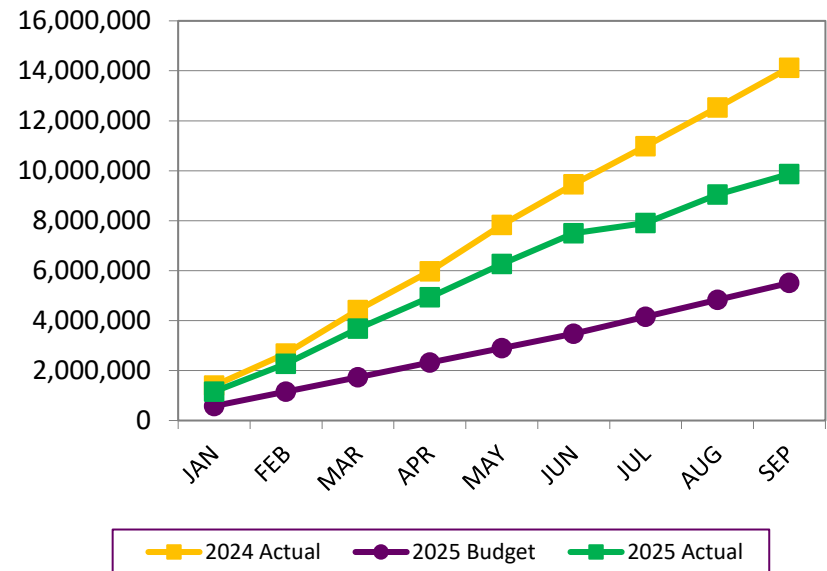
TYPE	BALANCE	SHARE	YIELD
Government of Canada	0	0.0%	0.00%
Provinces	0	0.0%	0.00%
Municipal/Other	0	0.0%	0.00%
Schedule I Banks	370,356,647	91.7%	3.42%
Schedule II & III Banks	0	0.0%	0.00%
Credit Unions & Trust Co's	33,371,152	8.3%	4.60%
	403,727,799	100%	3.52%

Long-Term Investments

As at September 30, 2025 INVESTMENT PORTFOLIO AVERAGE

TYPE	BALANCE	SHARE	YIELD
Provinces	9,812,996	12.7%	2.01%
Top 5 Schedule I Banks	53,972,898	70.0%	2.54%
Other Sched I, II & III Banks, Loans & Trust Co's, CUs	10,063,887	13.1%	2.87%
Municipal Government	3,199,608	4.2%	3.28%
	77,049,389	100%	2.80%

Operating Fund Accumulated Interest



Average Interest Rate 2025 = 3.90 %

Average Interest Rate 2024 = 5.68 %