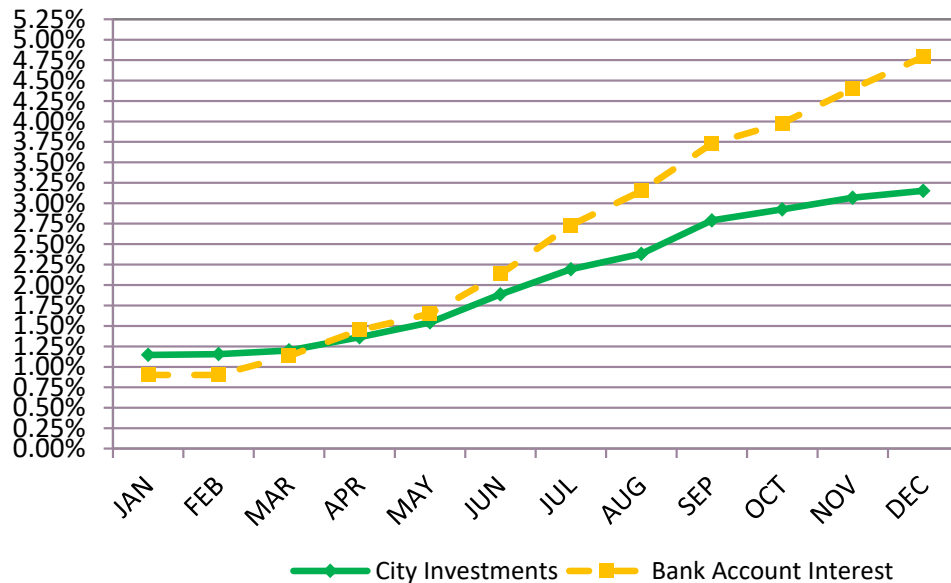


Investment Report as of December 31, 2022

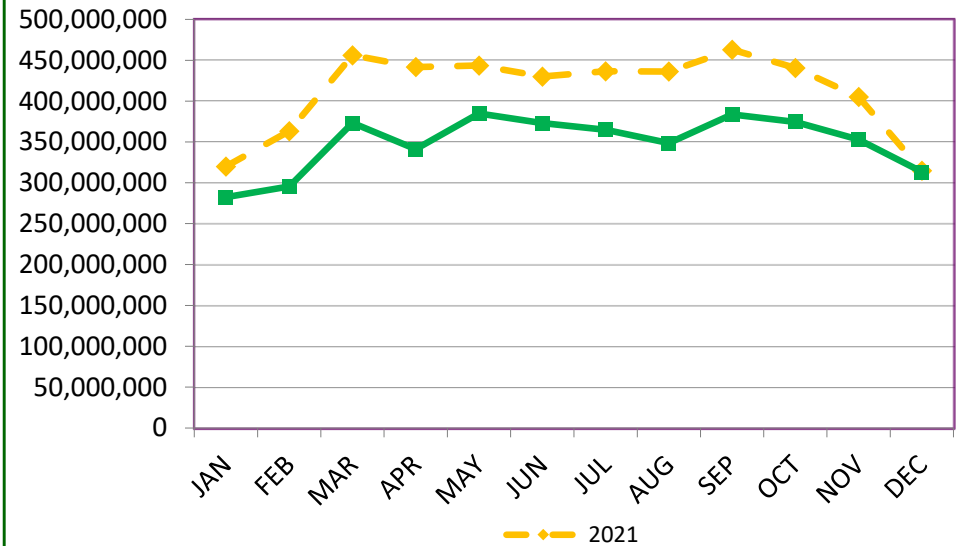
Comparison of Short Term Yields January to December 2022



This graph compares the yields for:

- 1) City investments
- 2) Interest rate for City bank account with CIBC

Average Short-Term Investment Balance*



* includes average balance in the overnight bank account

Investment Report as of December 31, 2022

Schedule 9 Page 2

Investment Balances

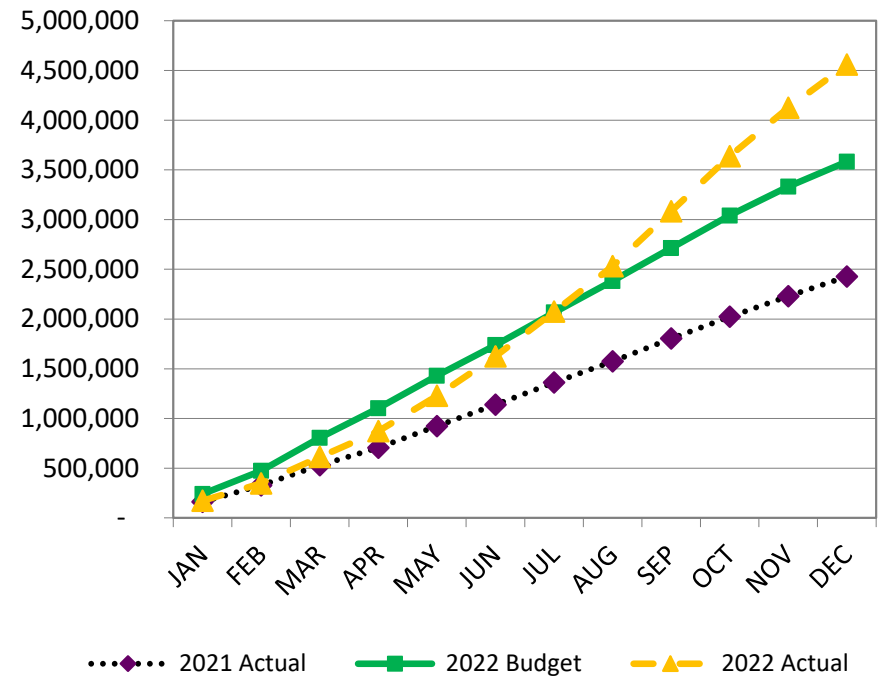
Cash & Short Term Investments

As at September 30, 2022	INVESTMENT	PORTFOLIO	AVERAGE
TYPE	BALANCE	SHARE	YIELD
Government of Canada	0	0.0%	0.00%
Provinces	0	0.0%	0.00%
Municipal/Other	0	0.0%	0.00%
Schedule I Banks	297,143,511	87.4%	2.37%
Schedule II & III Banks	0	0.0%	0.00%
Credit Unions & Trust Co's	43,000,000	12.6%	1.87%
	340,143,511	100%	2.31%

Long Term Investments

Provinces	11,523,042	21.1%	2.18%
Municipal/Other	3,555,876	6.5%	3.22%
Schedule I Banks	27,960,797	51.3%	2.04%
Schedule II & III Banks	7,013,887	12.9%	2.18%
Credit Unions & Trust Co's	4,500,000	8%	2.00%
	54,553,602	100%	2.16%

Operating Fund Accumulated Interest



Average Interest Rate 2022 = 2.58%

Average Interest Rate 2021 = 1.32%